

INGLÉS 2

PRIMER TRIMESTRE

I. Mira las imágenes. Encierra el pronombre correcto.

He, She, It, They

Look at the picture. Circle the correct pronoun for each.









 <input checked="" type="radio"/> it she they	 he she they	 he she they
 it she he	 he it they	 he she they
 they she he	 he it they	 he she they
 they she he	 he it they	 he she they

worksheets**HERE**.com

II. Encierra el pronombre personal correcto de acuerdo a la imagen.






EPZ Personal Pronouns

1 Read and tick ✓ the right pronouns.

	<input type="radio"/> I <input type="radio"/> you <input type="radio"/> she		<input type="radio"/> he <input type="radio"/> it <input type="radio"/> we
	<input type="radio"/> they <input type="radio"/> you <input type="radio"/> she		<input type="radio"/> I <input type="radio"/> he <input type="radio"/> it
	<input type="radio"/> you <input type="radio"/> it <input type="radio"/> they		<input type="radio"/> she <input type="radio"/> you <input type="radio"/> he
	<input type="radio"/> we <input type="radio"/> I <input type="radio"/> she		<input type="radio"/> I <input type="radio"/> you <input type="radio"/> they

Book 1 ezpalearn.com

III. Escribe la información en el cuaderno

<p>Who is a person</p> 	<p>What is a thing or an action</p> 	<p>When is a time</p> 
<p>Where is a place</p> 	<p>Why is the reason something happened</p> 	<p>How is a number or a the way something is done</p> <p>2 or</p> 